


Branch Circuit Power Systems

Standard Device Assemblies and Device Protection



Standard Device Assemblies Technical Specifications

Ideal for hotels, dormitories, office and retail spaces, hospitals,* and assisted living centers.

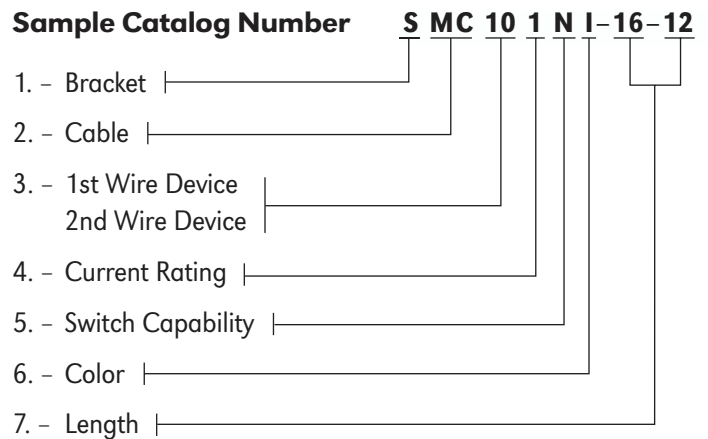
Why Use ACS/Uni-Fab Standard Units?

Two factors are critical to the installation of branch circuit wiring: quality and cost effectiveness. Job site conditions such as weather, construction clutter and human error have always had negative effects on quality and productivity. By manufacturing device assemblies in a highly controlled factory environment, ACS/Uni-Fab delivers high quality, consistent product in a cost-effective manner that meets precise specifications.

Construction

UL listed components assembled to create a UL listed Wiring Assembly (UL QQYZ). Intended for field installation in accordance with the National Electrical Code (NEC).

Ordering and Technical Information



Standard Device Assemblies are stocked in a variety of configurations and styles.

1. Indicates Type of Mounting Hardware

- S - Standard Mounting Bracket
- H - CAD H2-3 Bracket for 2½" or 3⅝"
- R16 - 16" Face Mounting Bracket
- R24 - 24" Face Mounting Bracket
- V - Val 354-A 4S 1½" Deep Box w/ Wood Stud

2. Raceway or Cable Type

- MC - Metal Clad Cable
- FX - Flexible Metal Conduit
- ET - Electrical Metallic Tubing
- EN - Liquid Tight Flexible Nonmetallic Conduit
- ST - Liquid Tight Flexible Metal Conduit
- HCF - Hospital Grade Type AC Cable

3. Indicates Type of Wiring Device

- 0 - No Device
- 1 - Standard Receptacle
- 2 - Decorator Receptacle
- 3 - Isolated Ground Receptacle
- 4 - Ground Fault Receptacle
- 5 - Decorator Isolated Ground Receptacles
- 6 - Decorator 3-Way Switch
- 7 - Decorator Single Pole Switch
- 8 - Standard 3-Way Switch
- 9 - Standard Single Pole Switch

4. Indicates Current Rating

- 1 - 15 Amp
- 2 - 20 Amp

5. Indicates Wired for Switching

- N - No Switching Capability
- S - Switching Capability

6. Indicates Color

- I - Ivory
- W - White
- G - Gray
- A - Almond
- B - Brown

7. Finished Length (in feet)

- 0 - No Cable
- xx' - Single Cable
- xx' - Two Cables

*Except on emergency systems in health care settings.

ACS/Uni-Fab Device Protectors and Brackets


Device protectors, constructed from 22 gauge steel, are designed to protect wires and devices from router/drywall installation damage. S-Brackets, constructed from 20 gauge steel, are universal mounting brackets ideal for mounting the assembly to either side of the stud.

- | | | | |
|------|---|------|--|
| P-D | Duplex Protector | P-S | Switch Protector |
| P-DA | Angled Duplex Protector for 2 gang boxes | P-SA | Angled Switch Protector for 2 gang boxes |
| P-B | Block Protector for Decora style devices | S | Bracket |
| P-BA | Angled Block Protector for Decora devices in 2 gang boxes | | |

Device Protectors sold in quantities of 100. Please call the factory for further assistance.

Branch Circuit Power Systems

Typical Units



Typical Units Technical Specifications

Why Use ACS/Uni-Fab Typical Units?

Planning ahead and documenting your intentions lays the ground work for the successful execution of inevitable change orders and protects against undocumented change requests. We look after the small details thereby enhancing on site productivity which, in turn, improves cost effectiveness.

Typical Units are made to your specifications. Similar to Standard Units in offering quality and cost effectiveness, Typical Units are built on a “made-to-order” basis.

This approach reduces and controls:

- Time spent on the job
- Storage space
- Material waste and handling
- Security issues

We offer project assistance in the following areas:

- Review
- Planning
- Design/layout
- Installation support

Applications

These units are used for hotels, condos, dormitories, office and retail spaces, assisted living and hospitals.

Construction

The units are UL listed components assembled to create a UL listed Wiring Assembly (UL QQYZ). They are intended for field installation in accordance with the National Electric Code (NEC).

IBEW Assembled

ACS/Uni-Fab products are built by IBEW personnel.



Typical Units Technical Specifications

Quote

Electronic files or the electrical prints as well as any special project requirements are required to generate a quotation. The quotation includes: room counts, device counts, estimated labor for individual rooms and a recap of the project.

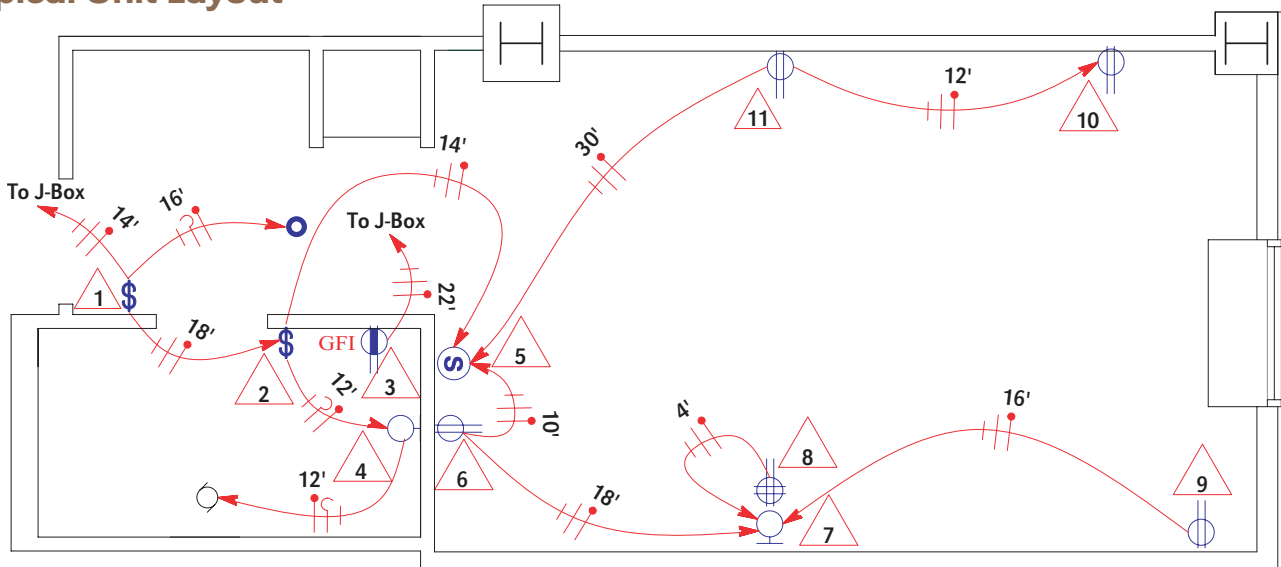
Project Time Line Initial Design

ACS/Uni-Fab, with the Electrical Contractor, will coordinate the specific project requirements, which include project schedule, device type, color, amperage, height, ground up/down, wall thickness, etc.

After receipt of the drawings and project requirements, the initial design process begins. A typical unit layout is generated, allowing a visual confirmation of the project scope and contractor intent. Also produced is a detail report which provides specific information about each detail represented by numbered triangles on the shop drawings. This detail number shows on both the shop drawing and the detail report and corresponds to the label on the back of each device assembly.

Electronic files, if available, are recommended as they expedite the design process.

Typical Unit Layout

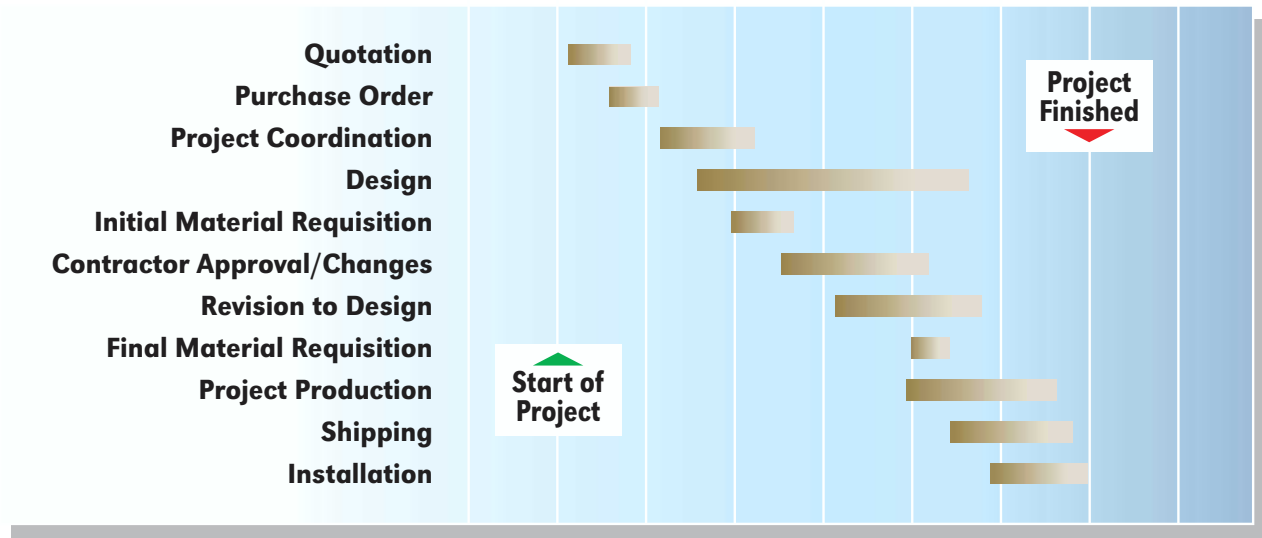


Unit Detail Report

Generic Hotel (0000-01)		Area		Double Double A										
Group	ALL	Drawing	Revision	01/06/2000										
Date				Near										
Detail	Cat #	Box	Ring	Bracket	Device 1	Device 2	Cable Arm	Cable Type	Cable Strip	Far Conn.	Length	Conn.	Strip	Location
1	SMC902NI-16-18-14	4S Deep	1G 3/4"	S	CSBI20-BI		MC	12/2	0.7	AFC-50	16	AFC-50	0.7	TC
							MC	12/2	0.7	AFC-50	18	AFC-50	0.7	TL
							MC	12/2	0.7	AFC-50	14	AFC-50	0.7	TR
2	SMC902NI-14-12	4S Deep	1G 3/4"	S	CSBI20-BI		MC	12/2	0.7	AFC-50	14	AFC-50	0.7	TC
							MC	12/2	0.7	AFC-50	12	AFC-50	0.7	TL
							MC	12/2	0.7	AFC-50	12	AFC-50	0.7	TR

Typical Units Technical Specifications

Project Timeline



Approval

The Electrical Contractor plays a key role in maintaining the project schedule. The shop drawings should be reviewed and approved as quickly as possible after the receipt of the initial design in order to keep the project on schedule.

A quick turn-around allows ample time for the balance of the 'Project Time Line' to be completed.

The initial design should be reviewed closely for:

- Cable lengths
- Wall thickness
- Device type
- Overall layout

After reviewing the design, the Contractor should approve with changes or as shown and return the approvals to ACS/Uni-Fab.

Packaging

ACS/Uni-Fab makes every effort to reduce overall job cost. As a part of that effort, we will box and palletize your order by room number, area, section, like products, etc. to minimize sort time at the job-site. Each box contains a set of shop drawings allowing the electrician to quickly identify the placement of each device assembly.

Shipping

ACS/Uni-Fab contracts with a network of carriers. Should the Contractor request a carrier outside our contracts or special handling, additional freight costs may apply.

