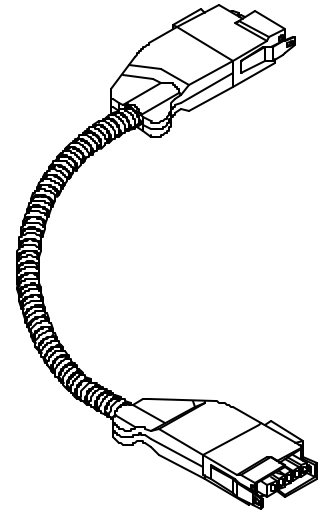


**FEATURES**

- Rated for use on 120V/208V 20 ampere branch circuits
- Manufactured with Type MC Cable featuring 90°C insulated, #12 AWG, solid copper conductors
- Also available with #10 AWG insulated Super Neutral
- Connector housing is zinc-plated 0.060 inches cold-rolled steel
- High conductivity pin and socket connector design
- To eliminate inter-voltage connection, each connector is keyed and color-coded to meet specific voltage requirements
- IBEW-assembled, UL-listed and labeled
- Meets requirements of NEC® Article 604
- Acceptable for use in environmental air-handling spaces other than ducts or plenums per NEC Article 300-22(c)

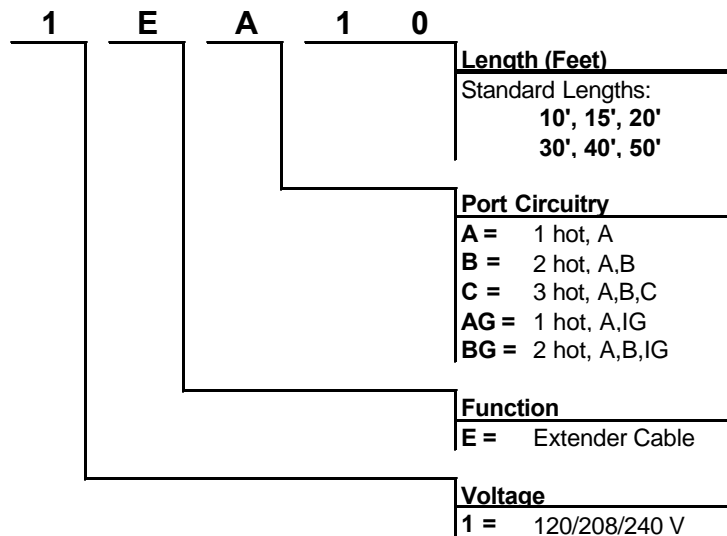


**APPLICATION**

A vital part of the IF/IC modular wiring system, the **Power Extender Cable** interconnects all of the other assemblies. It distributes power from the Main Distribution Box (MDB) to the Secondary Distribution Boxes (SDB) and from there to the Access Floor Modules. Cables are configured for General Purpose (GP) power or Isolated Ground (IG) power. Custom circuitry configurations are available.

**ORDERING INFORMATION**

**Catalog Number**

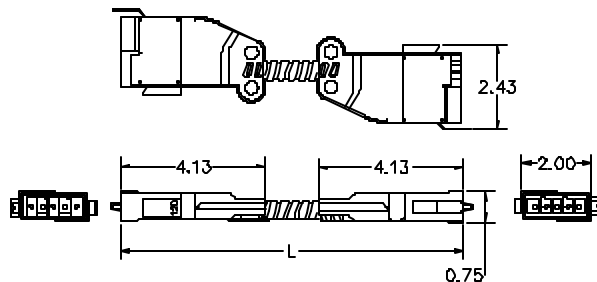


**SPECIFICATIONS**

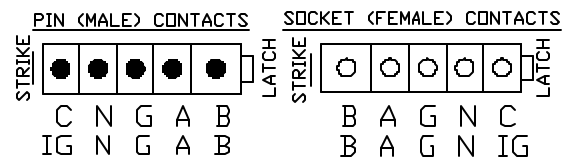
<b>Weight</b>	10 pounds (10' length)
<b>Length</b>	Unrestricted by NEC
<b>Minimum Coil Diameter</b>	9 inches (inner diameter)
<b>Cable</b>	<ul style="list-style-type: none"> <li>• Type</li> <li>• Conductor</li> <li>• Conductor Size</li> <li>• Ground Conductor</li> </ul>
<b>Contact</b>	<ul style="list-style-type: none"> <li>• MC</li> <li>• Copper, solid, 90°C, THHN</li> <li>• 12 AWG</li> <li>• 12 AWG, copper, solid</li> </ul>
<b>Contact Housing</b>	<ul style="list-style-type: none"> <li>• Material</li> <li>• Keying</li> </ul>
	<ul style="list-style-type: none"> <li>• Polycarbonate</li> <li>• Complies with NEC 604-6(b)</li> </ul>

<b>Connector Housing</b>	<ul style="list-style-type: none"> <li>• Material</li> <li>• Finish</li> <li>• Attaching Hardware</li> </ul>	<ul style="list-style-type: none"> <li>• 0.060" cold-rolled steel</li> <li>• Bright zinc dip</li> <li>• Rivet, steel, zinc plated</li> </ul>
<b>Latch</b>	<ul style="list-style-type: none"> <li>• Material</li> </ul>	<ul style="list-style-type: none"> <li>• #3 zinc alloy, die cast</li> </ul>
<b>Latch Strike</b>	<ul style="list-style-type: none"> <li>• Material</li> <li>• Plating</li> </ul>	<ul style="list-style-type: none"> <li>• 0.028 AISI 1075 cold-rolled spring steel</li> <li>• Black oxide</li> </ul>

**KEY DIMENSIONS**



**PIN ASSIGNMENTS**



**SYSTEM VIEW**

